

TPEN United Kingdom

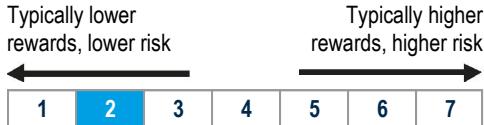
Contact Details

Helpline: 0207 4645668  
Helpline calls may be recorded

Fund Manager:	Danny Ramos
Since:	Jun-23
Management Co:	Threadneedle Pensions Ltd
Fund Inception Date:	10/04/08
Index:	SONIA 1MONTH (was LIBID)
Fund Currency:	GBP
Fund Domicile:	United Kingdom
Portfolio Size:	£3.7m
No. of Securities:	1
All information expressed in GBP	

Risk and Reward Profile

The Risk and Reward Indicator table demonstrates where the Fund ranks in terms of its potential risk and reward. The higher the rank the greater the potential reward but the greater the risk of losing money. It is based on past data, may change over time, and may not be a reliable indication of the future risk profile of the Fund. The shaded area in the table shows the Fund's ranking on the Risk and Reward Indicator. The lowest category does not mean a risk-free investment.



Fund Charges

Please refer to your company pension scheme booklet

Fund Changes

Please refer to your company pension scheme booklet

Commentary and Outlook

Gross of fees, the fund returned 1.03% over the quarter, which was broadly in line with the benchmark.

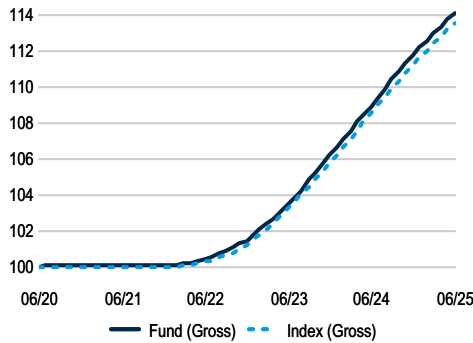
Fund Objective & Policy

To achieve an investment return similar to that of sterling cash deposits from investment in cash deposits; certificates of deposit; commercial paper and UK government issued treasury bills, indirectly through a fund managed by Columbia Threadneedle Investments. It aims to achieve capital security but this is not guaranteed.

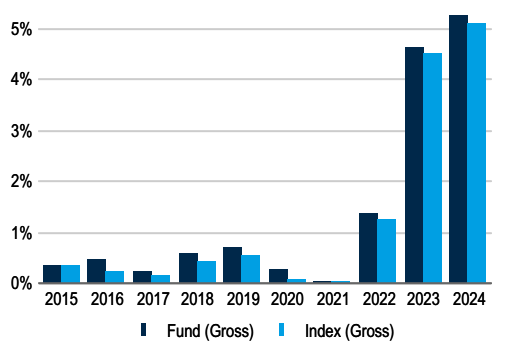
Key Risks

The value of investments can fall as well as rise and investors might not get back the sum originally invested.  
As this fund invests into other funds you should consider the underlying investments and overall risks.  
Positive returns are not guaranteed and no form of capital protection applies.  
The fund may enter into financial transactions with selected counterparties. Any financial difficulties arising at these counterparties could significantly affect the availability and the value of fund assets.

5 Years NAV (GBP)\*



Calendar Years (GBP)\*



Annualised Performance (GBP)\*

	3M	1YR	3YR	5YR	10YR	07/20 - 06/21	07/21 - 06/22	07/22 - 06/23	07/23 - 06/24	07/24 - 06/25
Fund (Gross)	1.0	4.9	4.4	2.7	1.6	0.0	0.3	3.1	5.3	4.9
Index (Gross)	1.1	4.7	4.3	2.6	1.5	-0.1	0.3	2.9	5.2	4.7

12M Rolling Period (GBP)\*

Calendar Year Performance (GBP)\*

	2024	2023	2022	2021	2020	2019	2018	2017	2016	2015
Fund (Gross)	5.3	4.7	1.4	0.0	0.3	0.7	0.6	0.3	0.5	0.4
Index (Gross)	5.1	4.5	1.3	0.0	0.1	0.6	0.5	0.2	0.3	0.4

\*Past performance is not a guide to the future. The value of investments and any income from them can fall as well as rise. The performance returns shown on this factsheet are with income reinvested and gross of annual management charges. The effect of charges will reduce the performance figures accordingly. Please see your scheme booklet for full details on all charges that may apply.  
Performance source: Columbia Threadneedle Investments. Three, five and ten year returns are annualised.

Weightings (%)

Sector	Fund
FUND	99.9
Cash	0.1

Top 10 Holdings (%)

Security Name	Weight
CT Sterling Short-Term Money Market Fund Institutional X Gross Accumulation GBP	99.9
Total	99.9

Important Information

Past performance is not a guide to future performance. The value of investments and any income is not guaranteed and can go down as well as up and may be affected by exchange rate fluctuations. This means that an investor may not get back the amount invested. Performance is on an offer-to-offer basis, gross of annual management charges, using global close prices. Portfolio positions are based on gross asset valuations at global close. Weighting and currency exposure data, where applicable, are on a look-through basis to underlying assets where Columbia Threadneedle CIS instruments are held. Your capital is at Risk.

References to individual securities, strategies or funds should not be read as a recommendation to buy, sell or hold them. The specialist and strategy pooled funds referred to in this document are not available for direct investment by the public.

Threadneedle Pensions Limited (TPEN) provides policies that entitle the holder to the value determined with reference to the underlying investment in a pooled pension fund. The holder of a policy does not own the units in the selected fund. TPEN provides unit linked investment products for access by UK registered pensions schemes. TPEN is not your pension provider. If you have any questions about your specific policy please contact your pension provider.

Threadneedle Pensions Limited (TPEN) provides insurance policies that entitle to holder to the value determined with reference to the underlying investment in a pooled pension fund. The holder of a policy does not own the units in the selected fund. This Fund is not registered for sale outside the United Kingdom and may not be offered to the public in any other country. This material should not be considered as an offer, solicitation, advice or an investment recommendation. This communication is valid at the date of publication and may be subject to change without notice. Information from external sources is considered reliable but there is no guarantee as to its accuracy or completeness. TPENs Pooled Pooled Pension Funds Key Features Document (KFD) is available on the institutional site of [www.columbiathreadneedle.co.uk](http://www.columbiathreadneedle.co.uk). The KFD gives a summary of information about TPENs pooled pensions in order to help you decide if you want to invest in funds, as well as a full list of risk factors applying to the funds.

Threadneedle Pensions Limited. Registered in England and Wales, No. 984167. Registered Office: 78 Cannon Street, London, EC4N 6AG. Authorised by the Prudential Regulation Authority and regulated by the Financial Conduct Authority and the Prudential Regulation Authority.

Columbia Threadneedle Investments is the global brand name of the Columbia and Threadneedle group of companies.